



### Contact Details

Working for Water Programme  
 Private Bag x4390  
 Cape Town 8000  
 South Africa  
 Tel: +27 (021) 441 2700  
 Fax: +27 (021) 441 2780  
 Website: [www.dwaf.gov.za/wfw/](http://www.dwaf.gov.za/wfw/)  
 Email: [wfw@dwaf.gov.za](mailto:wfw@dwaf.gov.za)  
 Hotline 0800 005 376

National Dept. Agriculture  
 For legislation on IAPs and Weeds  
 (012) 319 7559  
 Email: [declaredweedsandinvasaders@nda.agric.za](mailto:declaredweedsandinvasaders@nda.agric.za)

Did you know?  
 Invasive Alien  
 Plants are often  
 toxic (poisonous)  
 to people and  
 animals



**Biological Control**  
 Certain Invasive Alien  
 Plants (IAPs) have  
 natural enemies, insects  
 and/or diseases, that only  
 effect certain IAPs and  
 can therefore be used as  
 a control method



Black wattle (*Acacia mearnsii*)



Common hook thorn (*Acacia caltra*)



Syringa (*Melia azedarach*)



Sweet thorn (*Acacia karroo*)

### Herbicide Control

Warning:  
 Poisonous if  
 swallowed

SPECIES	SIZE CLASS	TREATMENT METHOD
Black and silver Wattle	Seedlings and saplings	Foliar spray
Black Wattle	Adult	Frill/Cut Stump
Blue Gums Eucalyptus	Coppice	Foliar
Bramble	All	Foliar spray
Bugweed	Seedlings 0,5 – 1m and Coppice	Foliar spray
Chromalena	Seedlings and regrowth	Foliar spray
Lantana	All	Foliar spray
Mauritius Thorn	All below 1m in height	Foliar spray
Port Jackson	Seedlings and saplings and coppice	Foliar spray
Sesbania	Seedlings / Young coppice	Foliar spray

#### Handling, storage and transportation guidelines

1. At all times take extreme care when handling concentrates.
2. Suitable protective clothing like gloves, aprons and eye protection, must be worn.
3. After contact make sure hands are washed with plenty of soap and water.
4. All chemicals, concentrated or diluted must be kept in a safe place – out of the reach of children.
5. All containers into which the herbicide or mixers are decanted must be clearly marked and a copy of the original label secured to the container.
6. Herbicides must at all times only be applied according to the recommendations on the labels.
7. Avoid spraying herbicide on indigenous or other desirable vegetation.

# A GUIDE TO CLEARING INVASIVE ALIEN PLANTS

## BIOLOGICAL(BIO-CONTROL) METHODOLOGY OF CLEARING INVASIVE ALIEN PLANTS

Herbicides are a group of chemicals with the ability to interrupt plant growth or metabolism to the extent that it either kills the plant or reduces its competitiveness



**Working for Water**  
 0800 005 375





### WHAT ARE INVASIVE ALIEN PLANTS (IAPs)?

Invasive alien plants are plants that have been brought to South Africa from other countries for their beauty, economic value or ecological purpose. Some are brought in unintentionally and here, without their natural enemies, are able to reproduce and spread prolifically.

The plants or seeds enter the country in a number of different ways: for example on people's shoes, tents, by mail order on ships, planes etc. Even animals that cross the borders can bring seeds in. The invader plants and seeds spread rapidly and compete for the growing space of our own indigenous plants.

Invasive alien plants threaten the indigenous vegetation as they utilize up valuable and limited water resources. Most of them consume more water than indigenous plants and are depleting the valuable underground water resources. Many invasive plants are also responsible for causing exceptionally hot fires and affects the makeup of the soil structure.

**Take care!**  
Keep chemicals and dangerous equipment away from children. Call experts to remove big trees.

**Safety measures**  
Avoid contact with skin and eyes. Do not swallow or wash herbicide equipment in rivers and dams. (Please seek professional advice and use registered herbicides strictly according to the manufacturers instructions.)

### WHAT CAN I DO?

- Learn how to identify and control Invasive Alien Plants (IAPs)
- Join or form a hacking team to control IAPs in your area
- Remove invasive plants when they are still small and or young
- Buy only Indigenous plants from your nurseries
- Replace IAPs with an indigenous plant or tree
- Tell people about the problems caused by IAPs
- Plant indigenous or water wise plants in your gardens

## WHAT ARE INVASIVE ALIEN PLANTS?



Remove the young or small invaders with your hands




IAPs that have been removed should be stacked responsibly to prevent regrowth

**Did you know?**  
Blue gum trees consume huge amounts of water per day compared to indigenous plants which consume a lot less.




Yellow bells (*Tecoma stans*)



Yellow bell baubinia (*Bauhinia tomentosa*)



Lantana (*Lantana camara*)



Cape honeysuckle (*Tecomaria capensis*)

## MANUAL METHODS OF CLEARING ALIEN INVASIVE PLANTS



Chop the plant or tree using a hatchet or panga

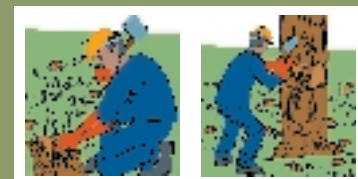


Saw the plant or tree with a chainsaw or bow saw



Slash the plant or tree with an axe or slasher

**Did you know?**  
Invasive Alien Plants invade land that could rather be used for farming



Cut the bark from a tree stump

Remove a 30-40cm strip of bark around a tree trunk. This stops food going to the leaves and kills the tree



Moth catcher (*Araujia sericifera*)



Marmalade bush (*Streptosolen*)




Bugweed (*Solanum mauritanum*)



False olive (*Buddleja saligna*)

## MECHANICAL METHODS OF CLEARING INVASIVE ALIEN PLANTS



**Apply herbicides**  
Use only registered approved herbicides that control or prevent regrowth



**Combining the methods:**  
Two or more methods of control can be used at the same time, e.g. mechanical and chemical. You can slash a young Black Wattle and then spray a registered herbicide onto the stump




Pom pom weed (*Campuloclinium macrocephalum*)



Honey euryops (*Euryops virgineus*)



Pampas grass (*Cortoderja jubata*)



Zebra grass (*Miscanthus sinensis 'Zebrinus'*)

## CHEMICAL METHODS OF CLEARING INVASIVE ALIEN PLANTS