

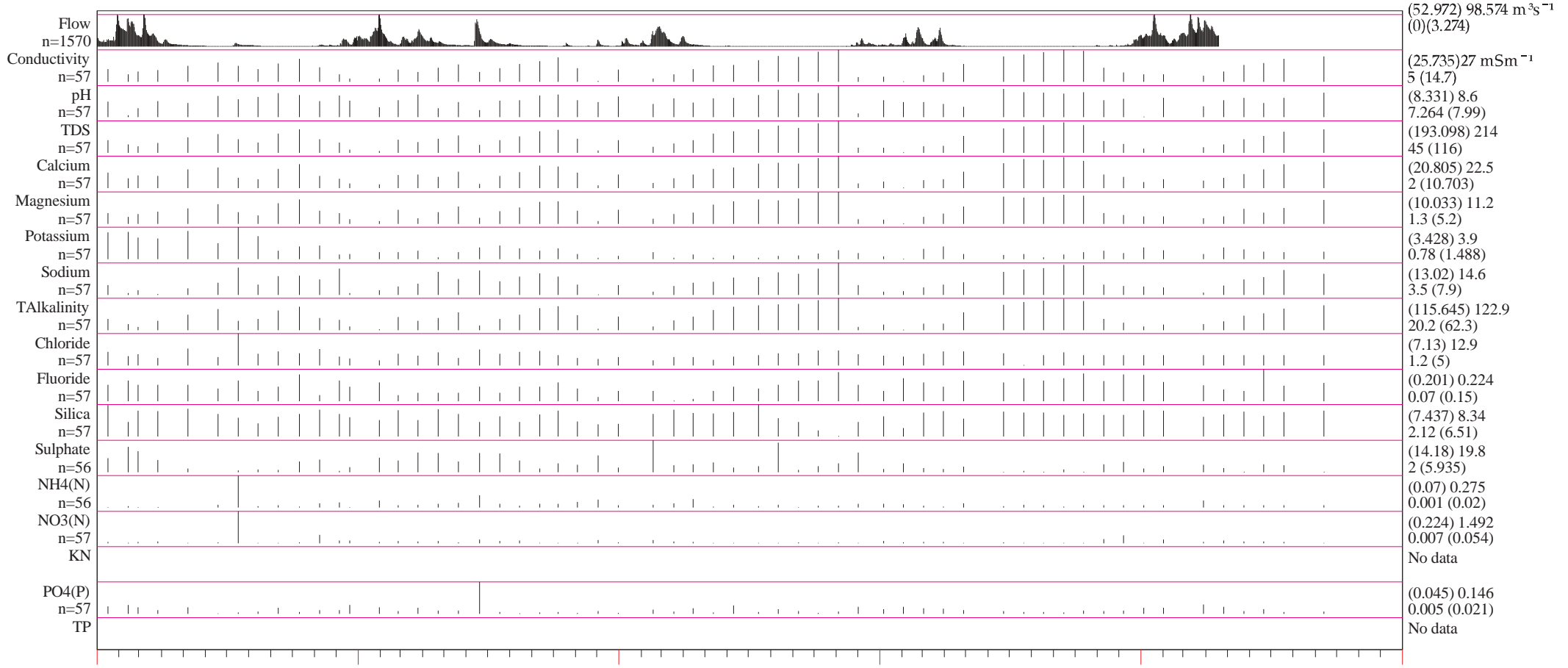


T3H008Q01: BARCODE GRAPHS OF WATER QUALITY VARIABLES

(95th Pcntl) Maximum mg l^{-1}
minimum (median) values

1996-Jan-1 to 2000-Dec-31 on IWQS INFO N:/db/hri2/waterm/wmdata/wq/inorganic.dat cover N:/db/cover/s-africa/nms_his

Mzimvubu River Kromdraai Inungi Quality Monitoring - 30 34 15 S 29 09 02 E



1996

1997

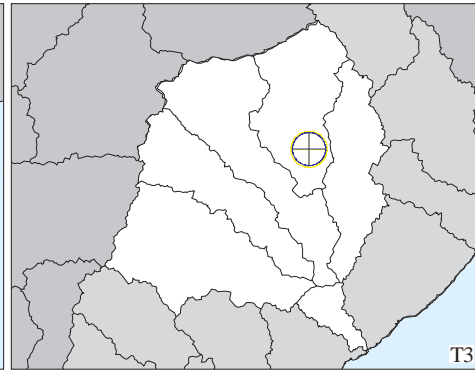
1998

1999

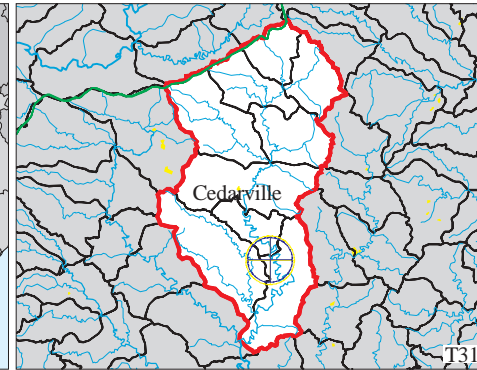
2000



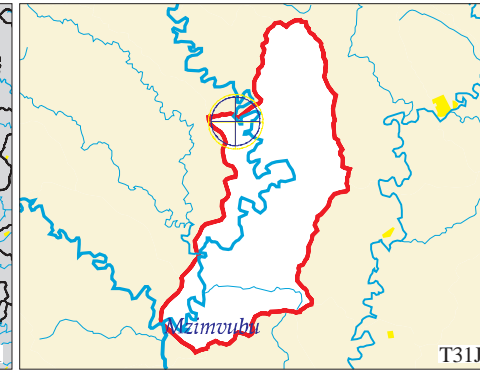
Drainage region T



T3



T31



T31J

T3H008Q01 - 1 -
 d:\data\aml\barcode\aml v3.51
 Institute for Water Quality Studies
 Department of Water Affairs & Forestry
 Private Bag X313 PRETORIA
 tel (012) 808 0375, fax (012) 808 2702
 E-mail: SilberbauerM@dwa.gov.za
 Run 2002-06-05 - 18:40:01 (by Eck)
 Text in N:/db/barcode/bceck20020605182813.txt