

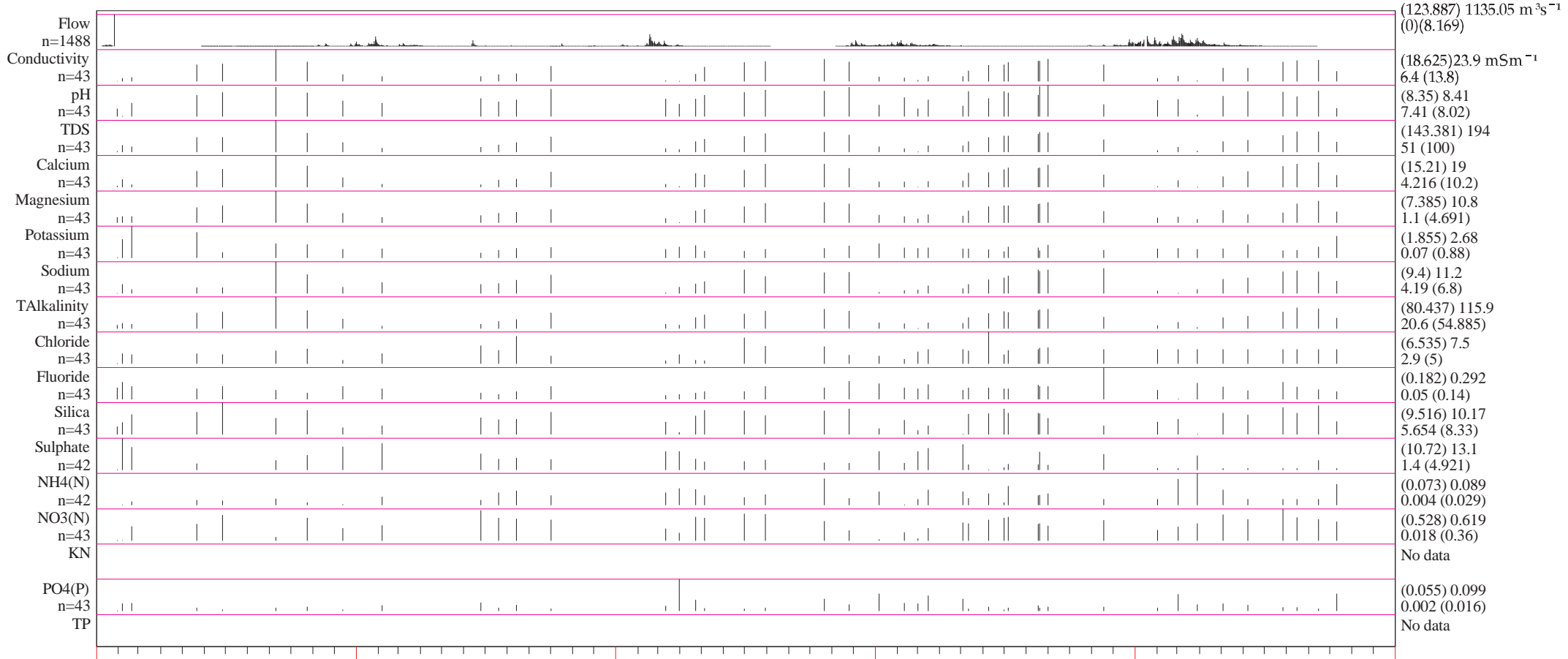


T3H005Q01: BARCODE GRAPHS OF WATER QUALITY VARIABLES

(95th Pcntl) Maximum mg l^{-1}
minimum (median) values

1996-Jan-1 to 2000-Dec-31 on IWQS INFO N:/db/hri2/waterm/wmdata/wq/inorganic.dat cover N:/db/cover/s-africa/nms_his

Tina River Mahlangu Quality Monitoring - 31 01 53 S 28 53 00 E



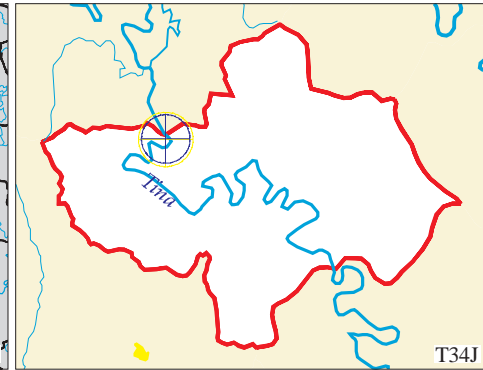
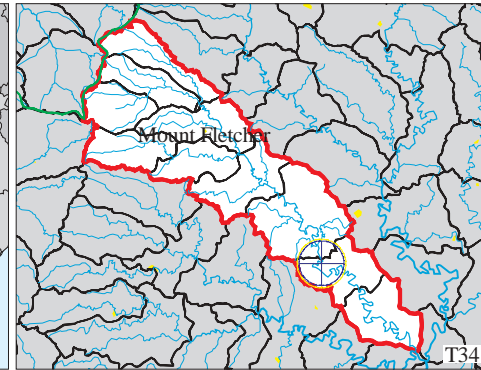
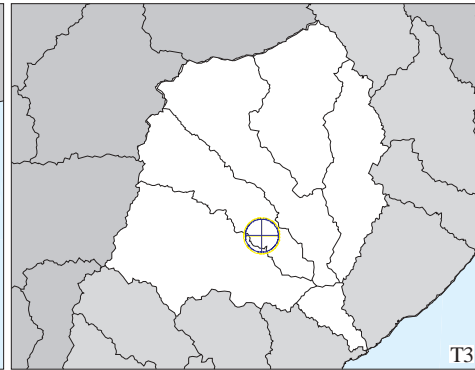
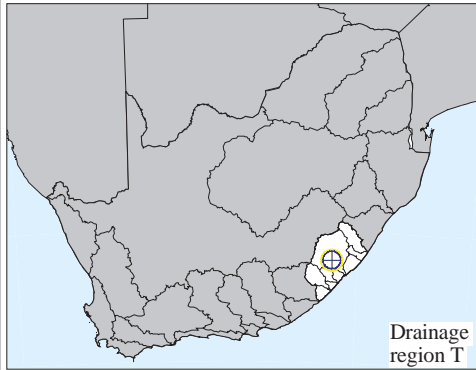
1996

1997

1998

1999

2000



T3H005Q01 - 1-
 d:/data/aml/barcode/aml v3.51
 Institute for Water Quality Studies
 Department of Water Affairs & Forestry
 Private Bag X313 PRETORIA
 tel (012) 808 0375, fax (012) 808 2702
 E-mail: SilberbauerM@dwa.gov.za
 Run 2002-06-05 - 18:15:40 (by Eck)
 Text in N:/db/barcode/bceck20020605180351.txt