

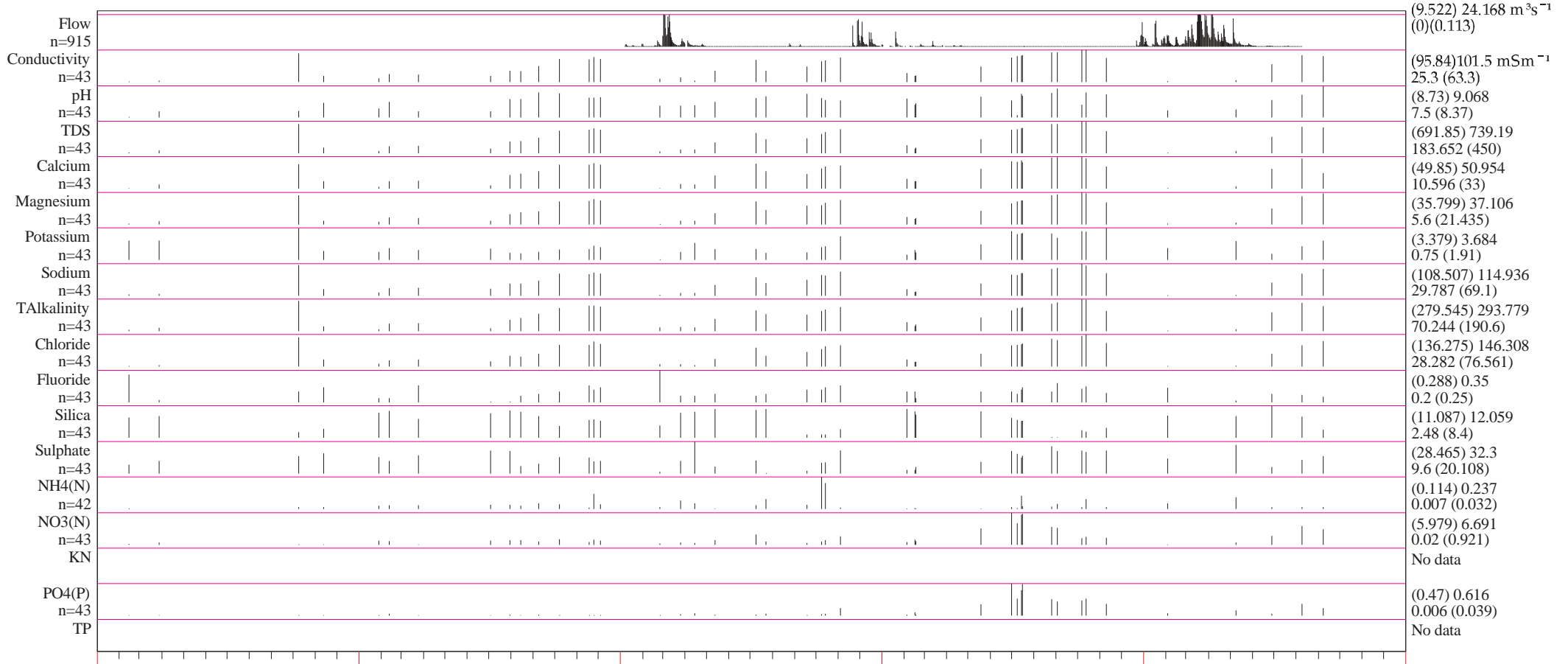


S7H001Q01: BARCODE GRAPHS OF WATER QUALITY VARIABLES

(95th Pcntl) Maximum $\text{mg } \ell^{-1}$
minimum (median) values

1996-Jan-1 to 2000-Dec-31 on IWQS INFO N:/db/hri2/waterm/wmdata/wq/inorganic.dat cover N:/db/cover/s-africa/nms_his

Gcuwa River Butterworth Quality Monitoring - 32 19 39 S 28 08 41 E



1996

1997

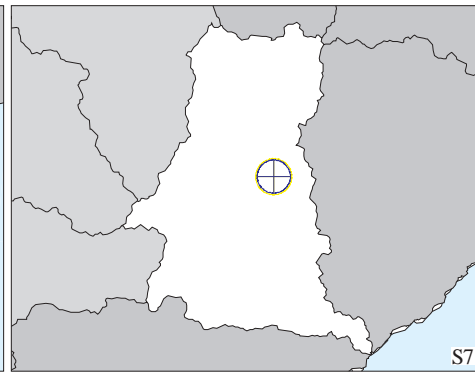
1998

1999

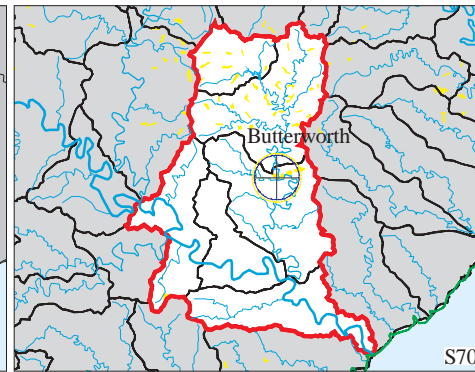
2000



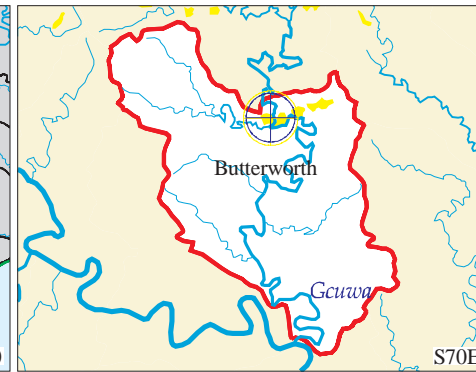
Drainage region S



S7



S70



S70E

S7H001Q01 - 1-
 d:/data/aml/barcode/aml v3.51
 Institute for Water Quality Studies
 Department of Water Affairs & Forestry
 Private Bag X313 PRETORIA
 tel (012) 808 0575, fax (012) 808 2702
 E-mail: SilberbauerM@dwa.gov.za
 Run 2002-06-05 - 17:27:37 (by Eck)
 Text in N:/db/barcode/bceck20020605171538.txt