

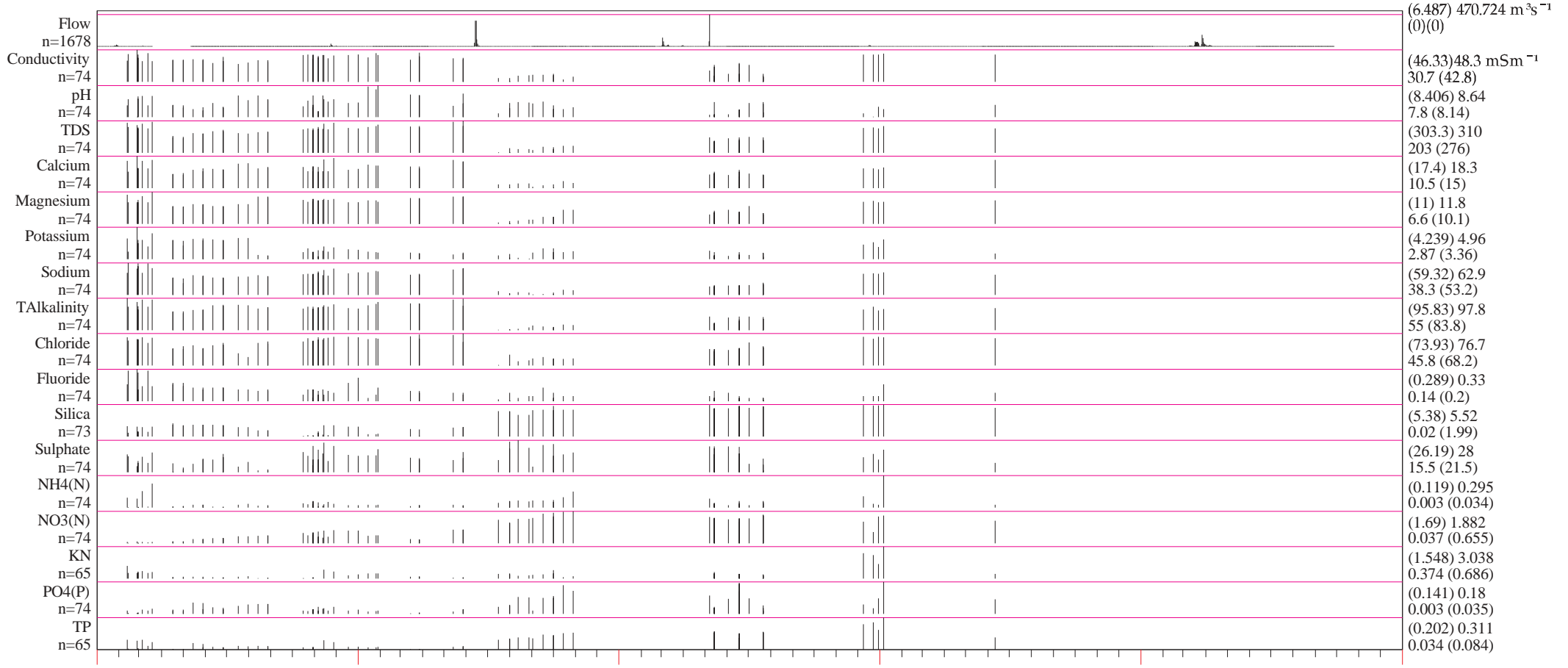


# R2R003Q01: BARCODE GRAPHS OF WATER QUALITY VARIABLES

(95th Pcntl) Maximum  $\text{mg l}^{-1}$   
minimum (median) values

1996-Jan-1 to 2000-Dec-31 on IWQS INFO N:/db/hri2/waterm/wmdata/wq/inorganic.dat cover N:/db/cover/s-africa/nms\_his

Bridle Drift Dam Mdantsane Quality Monitoring Near Dam Wall - 32 59 21 S 27 43 52 E



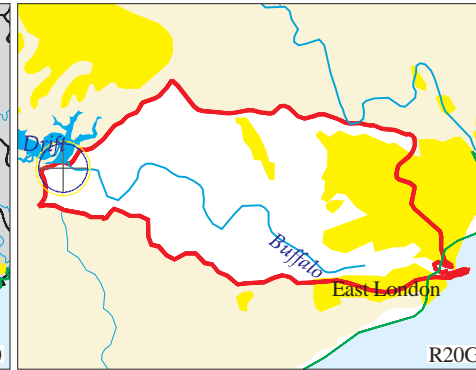
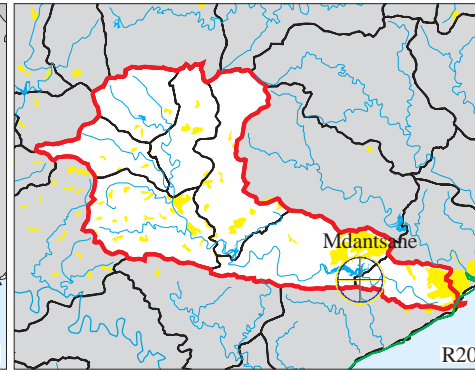
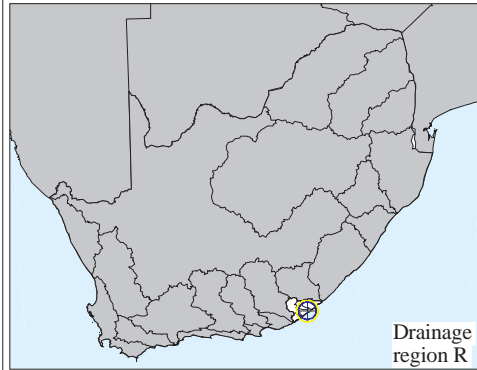
1996

1997

1998

1999

2000



R2R003Q01 - 1 -  
 d:\data\am\barcode\aml v3.51  
 Institute for Water Quality Studies  
 Department of Water Affairs & Forestry  
 Private Bag X313, PRETORIA.  
 tel (012) 808 0375, fax (012) 808 2702  
 E-mail: SilberbauerM@dwa.gov.za  
 Run 2002-06-05 - 15:53:37 (by Eck)  
 Text in N:/db/barcode/bceck20020605153505.txt